

2nd Grade Weekly Lessons for 5/4-5/8

Required ELA Assignments (15-30 minutes daily):

Complete **three episodes** of HeadSprout: (these can be done at any point throughout the week)

- Go to <https://www.kidsa-z.com/main/Login>
 - Students log in using teacher username, their name, and password
 - Click on the green “HeadSprout” planet
 - Click on the purple “HeadSprout” treehouse
 - Click on the green glowing number indicating your student’s level
 - Students must complete three episodes throughout the week
1. Watch “Compare and Contrast” video on Brainpopjr.com (this needs to be done prior to completing Raz Kids reading activities)
 - Go to <https://jr.brainpop.com/readingandwriting/comprehension/compareandcontrast/>
 - Type the username: meshornets1
 - Type the password: blue_gold1
 2. Complete reading assignment on Kids A-Z
 - Go to <https://www.kidsa-z.com/main/Login>
 - After students Login, Click the purple “Reading” planet
 - Click on the orange “My Assignment” station
 - Listen to the story “Little Pests”
 - Read the story “Little Pests”
 - Complete the main idea activity that accompanies “Little Pests”
 - Listen to the story “Turtles and Tortoises”
 - Read the story “Turtles and Tortoises”
 - Complete the main idea activity that accompanies “Turtles and Tortoises”

Required Math Assignments (15 minutes daily):

Students need to complete these three components of lessons 14.5 to 15.3 in this order using the PearsonRealize Website this week. They may choose to do a lesson each day if they would like to. **Please remind students to click the check mark in the upper, right corner of their screen when they finish the videos.**

- Go to <http://monroelocalschools.com/>
- Click on “Student Resources” at the top of the page
- Click on on the “Easy Bridge” link underneath “Homework Help”
- Student login using specific username and password:
Student usernames are: lastname.firstname@mlsd-oh, if this doesn’t work then try lastname.firstname
Password: mon followed by student birth year, month, and day. EX: student birthdate of March 24, 2012-password would be mon20120324

Day 1

Watch the 14.5: Draw Conclusions From Graphs: Visual Learning Video

Watch the 14.5: Draw Conclusions From Graphs: Another Look Video

Complete the 14.5: Draw Conclusions From Graphs: Quick Check

Day 2

Watch the 14.6: Math Practices & Problem Solving: Reasoning: Visual Learning Video

Watch the 14.6: Math Practices & Problem Solving: Reasoning: Another Look Video

Complete the 14.6: Math Practices & Problem Solving: Reasoning: Quick Check

Day 3

Watch the 15. 1: 2-Dimensional Shapes: Visual Learning Video

Watch the 15.1: 2-Dimensional Shapes: Another Look Video

Complete the 15.1: 2-Dimensional Shapes: Quick Check

Day 4

Watch the 15.2: Polygons and Angles: Visual Learning Video

Watch the 15.2: Polygons and Angles: Another Look Video

Complete the 15.2: Bar Graphs Polygons and Angles: Quick Check

Day 5

Watch the 15.3: Draw 2-Dimensional Shapes: Visual Learning Video

Watch the 15.3: Draw 2-Dimensional Shapes: Another Look Video

Complete the 15.3: Draw 2-Dimensional Shapes: Quick Check

Required Science/Social Studies Assignments (15 minutes daily):

For these videos, go to brainpopjr.com

Type the username: meshornets1

Type the password: blue_gold1

Watch the “Needs and Wants” Brainpop Jr. Video

- Go to <https://jr.brainpop.com/socialstudies/economics/needsandwants/>

Watch the “Goods and Services” Brainpop Jr. Video

- Go to <https://jr.brainpop.com/socialstudies/economics/goodsandservices/>

Watch the “Saving and Spending” Brainpop Jr. Video

- Go to <https://jr.brainpop.com/socialstudies/economics/savingandspending/>

Grade: 2

Subject: Unified Arts (Art, Music, P.E., STEAM)

Choose 1-2 activities each day to do for 15 minutes. Once you do 5 boxes in the week you can repeat or do a free choice.



do
What
you
want
to be when you grow up?
Have you ever wondered
what it is like to be a
professional performer or a
DJ?

Click the link to explore a few
[Music Careers](#) !!!

How active are you?

Click the [Physical Activity Log](#) to record your activities. Keep track for one day or all week. You can print it or write on your own paper.

What types of activities are your favorite?



Visit the Tate Modern Art Gallery in London from the comfort of your own home! Choose your own adventure!

You can **MAKE**. Be inspired and create!

Take artsy **GAMES & QUIZZES**. Play and have fun!

And **EXPLORE** various artists, styles, and time periods that interest you!

Let's Draw You!

Monochromatic Self Portrait by Cassie Stephens


She demonstrates a small portrait, you are the artist, you decide and can make it big!


Pencil first - draw light
Fill the page - Do your best
BE BRAVE!

Choose a food & look at the nutrition label.
Do the exercises explained [here](#) based on the number of grams.
Repeat this as many times as you want!



Help your family plan dinner. Use the [Choose My Plate](#) template.
What healthy meals can you create?




Music 

Keep a steady beat!

Take your listening device on a walk and move to the beat of your favorite song.

- *Walk to the beat**
- *March to the beat**
- *Dance to the beat**
- *Create your own way to practice the steady beat**

Select 2-3 items to complete from the [May Drawing Challenge](#).



STEAM:

Use LEGOs to build a marble run. How long can you make it? How many LEGOs did you use? Build a second LEGO marble run. Which one is better and why?

STEAM:

[Click here to make "slime" \(you may need an adult to help you\). Share a video of you with your slime and tell how you might improve the recipe and tell some practical uses of the slime.](#)

Please don't hesitate to contact us if you have any questions about choice board activities or would like to share your work!

We miss you!
-MES UA Team
#mesrocks

MUSIC

Lbadgett@monroelocalschools.com

@MESBadgett

Mharrell@monroelocalschools.com

@MESMusicHarrell



P.E.

Thines@monroelocalschools.com

@hines_pe

Sdarrell@monroelocalschools.com

@mrdarrell_pe



GYM:TIME

ART

Lmarcum@monroelocalschools.com

@MarcumLA

Crilling@monroelocalschools.com

@cmrilling



STEAM

Scooper@monroelocalschools.com





@susan_cooper

Take Care!



Additional Optional Work:

This is a choice board of optional activities. These assignments are not required but if your student would like to do more work, they may complete these items. They will not be graded or given feedback for these activities.

<p>Visit Reflex Math -Get your green light https://www.reflexmath.com/</p> 	 <p>Visit Cincinnati Zoo's website http://cincinnati-zoo.org/home-safari-resources/ Watch an animal and tell someone at home something you learned about the animal.</p>	 <p>Curl up and read a book. Tell someone at home something about the book.</p>
 <p>Visit <u>Raz-Kids</u> and log in with your account. Choose a book to read and complete the quiz. https://www.kidsa-z.com/main/Login</p>	<p>Find your grade level and use the <u>story starter</u> (http://www.scholastic.com/teachers/story-starters/) to write your own story. Instead of writing online write your story on paper.</p>	<p>Write a letter or make a card to send to Ohio Living Project Smiles (Ohio Living/Mount Pleasant) Ohio Living Project Smiles 225 Britton Ln. Monroe, OH 45050</p> <p>Don't forget to use COPS!</p>

-**Midpointe Library** is offering temporary cards to those that do not have a MidPointe Library Card. This includes databases and homework help, but ALSO includes ebooks and audiobooks online! Hoopla is a great site with NO wait on items. They have expanded Hoopla checkouts to 15 items per month. Please see their website for information about what is available.

<https://www.midpointelibrary.org/post/midpointeondemand>

Spelling Pattern if you would like to work on this.

“aw”, “au”, “a” Word Bank

claw, straw, lawn, shawl, squawk, crawl, haul, fault, August, launch, sauce, call, warm, salt, water, talk	<u>Sight Words (Red Words)</u> please, thank, wish
--	---

Speller's Choice Board

<u>Practice Test</u> Take a practice spelling test and have a family member check your work.	<u>ABC Order</u> Write all your spelling words in ABC order twice.	<u>Pyramid Words</u> Spell each one of your words, adding just one letter at a time so you make a pyramid Ex. c ca cap
<u>Vowel Search</u> Write each word, circling all of the vowels.	<u>Computer</u> Type your spelling words two times each. Make them funky fonts.	<u>Silly Script</u> Write your spelling words once in regular print, and then again in a silly script
<u>Rainbow Words</u> Write your words two times each in different colors. (You can use markers, pencils, crayons)	<u>Phonics Party</u> Write your spelling words two times each. Underline the phonics pattern.	<u>Consonant Search</u> Write each word, circling all the consonants.
<u>Add Em Up</u> Write your spelling words. Total up the value of each spelling word. Vowels= 5 points Consonants= 2 points	<u>Ask A Question</u> Use each of your spelling words to write a question, Make sure to use a question mark!	<u>Silly Story</u> Write a silly story (a paragraph) using all of your spelling words. Underline your spelling words.