

2nd Grade Weekly Lessons for 5/11-5/15

Required ELA Assignments (15-30 minutes daily):

Complete **three episodes** of HeadSprout: (these can be done at any point throughout the week)

- Go to <https://www.kidsa-z.com/main/Login>
 - Students log in using teacher username, their name, and password
 - Click on the green “HeadSprout” planet
 - Click on the purple “HeadSprout” treehouse
 - Click on the green glowing number indicating your student’s level
 - Students must complete three episodes throughout the week
1. Watch “Cause and Effect” video on Brainpopjr.com (this needs to be done prior to completing Raz Kids reading activities)
 - Go to <https://jr.brainpop.com/readingandwriting/comprehension/causeandeffect/>
 - Type the username: meshornets1
 - Type the password: blue_gold1
 2. Complete reading assignment on Kids A-Z
 - Go to <https://www.kidsa-z.com/main/Login>
 - After students Login, Click the purple “Reading” planet
 - Click on the orange “My Assignment” station
 - Listen to the story “Backpacks and Your Back”
 - Read the story “Backpacks and Your Back”
 - Complete the main idea activity that accompanies “Backpacks and Your Back”
 - Listen to the story “The Worst Day of School”
 - Read the story “The Worst Day of School”
 - Complete the main idea activity that accompanies “The Worst Day of School”

Required Math Assignments (15 minutes daily):

Students need to complete these three components of lessons 15.4 to 15.8 in this order using the PearsonRealize Website this week. They may choose to do a lesson each day if they would like to. **Please remind students to click the check mark in the upper, right corner of their screen when they finish the videos.**

- Go to <http://monroelocalschools.com/>
- Click on “Student Resources” at the top of the page
- Click on on the “Easy Bridge” link underneath “Homework Help”
- Student login using specific username and password:
Student usernames are: lastname.firstname@mlsd-oh, if this doesn’t work then try lastname.firstname
Password: mon followed by student birth year, month, and day. EX: student birthdate of March 24, 2012-password would be mon20120324

Day 1

Watch the 15.4: Cubes: Visual Learning Video

Watch the 15.4: Cubes: Another Look Video

Complete the 15.4: Cubes: Quick Check

Day 2

Watch the 15.5: Divide Rectangles Into Equal Shares: Visual Learning Video

Watch the 15.5: Divide Rectangles Into Equal Shares: Another Look Video

Complete the 15.5: Divide Rectangles Into Equal Shares: Quick Check

Day 3

Watch the 15.6: Partition Shapes: Visual Learning Video

Watch the 15.6: Partition Shapes: Another Look Video

Complete the 15.6: Partition Shapes: Quick Check

Day 4

Watch the 15.7: Equal Shares, Different Shapes: Visual Learning Video

Watch the 15.7: Equal Shares, Different Shapes: Another Look Video

Complete the 15.7: Equal Shares, Different Shapes: Quick Check

Day 5

Watch the 15.8: Repeated Reasoning: Visual Learning Video

Watch the 15.8: Repeated Reasoning: Another Look Video

Complete the 15.8: Repeated Reasoning: Quick Check

Required Science/Social Studies Assignments (15 minutes daily):

For these videos, go to brainpopjr.com

Type the username: meshornets1

Type the password: blue_gold1

Watch the “Alexander Graham Bell” Brainpop Jr. Video

- Go to <https://jr.brainpop.com/socialstudies/biographies/alexandergrahambell/>

Watch the “George Washington Carver” Brainpop Jr. Video

- Go to <https://jr.brainpop.com/socialstudies/biographies/georgewashingtoncarver/>

Watch the “Amelia Earhart” Brainpop Jr. Video

- Go to <https://jr.brainpop.com/socialstudies/biographies/ameliaearhart/>

Grade: 2

Subject: Unified Arts (Art, Music, P.E., STEAM)

Choose 1-2 activities each day to do for 15 minutes. Once you do 5 boxes in the week you can repeat or do a free choice.



Visit [Classics For Kids](#)
Click on the "Games" tab, then click the link for "Learn Musical Terms, Play Note Names OR Match the Rhythm."
Challenge yourself and try the advanced level after you play the beginner section.

Let's Doodle!

30 Doodle Faces by Pic Candle

Be prepared to pause this video, it goes kind of fast.



DANCE

Dance to your favorite song & try to get your heart rate up to 150.

Dance and then count your heart rate for 30 seconds and multiply by 2.

How many songs does it take to get your heart rate up?

Choose your favorites or go back to week 4 (4/13-17) for some dance links

STEAM:

Click your items,
then spin the
spinner to see what
you will build

DAREBEE

Your Choice Workout

Click on this [link](#) and select 'workouts' then select 'load filter' to choose the exact type of workout you want to do

Have fun!
Change it up each time you do this activity

Music

Write about your favorite type of music. Why is it your favorite? Where do you hear it (radio, video game, itunes)? Who are some of the singers or bands that perform your favorite type of music?

STEAM:

Click here for the Vivify
Musical Instrument
STEM Activity

Fitness Fun

We've done this once already. Try to beat your score!

One Mile

Run/Walk/Jog a mile or go for 15 minutes

Push-ups & Sit-ups

How many can you do in 30 seconds? Rest for 15 seconds and repeat 2 times

Select 2-3 items to complete from the

May Drawing Challenge.



Please don't hesitate to contact us if you have any questions about choice board activities or would like to share your work!

We miss you!
-MES UA Team
#mesrocks

MUSIC

Lbadgett@monroelocalschools.com

@MESBadgett

Mharrell@monroelocalschools.com

@MESMusicHarrell



P.E.

Thines@monroelocalschools.com

@hines_pe

Sdarrell@monroelocalschools.com

@mrdarrell_pe



ART

Lmarcum@monroelocalschools.com

@MarcumLA

Crilling@monroelocalschools.com

@cmrilling



STEAM





Scooper@monroelocalschools.com

@susan_cooper



Additional Optional Work:

This is a choice board of optional activities. These assignments are not required but if your student would like to do more work, they may complete these items. They will not be graded or given feedback for these activities.

<p>Visit Reflex Math -Get your green light https://www.reflexmath.com/</p> 	 <p>Visit Cincinnati Zoo's website http://cincinnati.org/home-safari-resources/ Watch an animal and tell someone at home something you learned about the animal.</p>	 <p>Curl up and read a book. Tell someone at home something about the book.</p>
 <p>Visit <u>Raz-Kids</u> and log in with your account. Choose a book to read and complete the quiz. https://www.kidsa-z.com/main/Login</p>	<p>Find your grade level and use the <u>story starter</u> (http://www.scholastic.com/teachers/story-starters/) to write your own story. Instead of writing online write your story on paper.</p>	<p>Write a letter or make a card to send to Ohio Living Project Smiles (Ohio Living/Mount Pleasant) Ohio Living Project Smiles 225 Britton Ln. Monroe, OH 45050</p> <p>Don't forget to use COPS!</p>

-**Midpointe Library** is offering temporary cards to those that do not have a MidPointe Library Card. This includes databases and homework help, but ALSO includes ebooks and audiobooks online! Hoopla is a great site with NO wait on items. They have expanded Hoopla checkouts to 15 items per month. Please see their website for information about what is available.

<https://www.midpointelibrary.org/post/midpointeondemand>

Spelling Pattern if you would like to work on this.

“oi” & “oy” Word Bank

soil, voice, moist, join, spoil, choice, joint, point, toy, boy, joy, Troy, enjoy, destroy, employ	<u>Sight Words (Red Words)</u> many, shall, laugh
--	--

Speller's Choice Board

<u>Practice Test</u> Take a practice spelling test and have a family member check your work.	<u>ABC Order</u> Write all your spelling words in ABC order twice.	<u>Pyramid Words</u> Spell each one of your words, adding just one letter at a time so you make a pyramid Ex. c ca cap
<u>Vowel Search</u> Write each word, circling all of the vowels.	<u>Computer</u> Type your spelling words two times each. Make them funky fonts.	<u>Silly Script</u> Write your spelling words once in regular print, and then again in a silly script
<u>Rainbow Words</u> Write your words two times each in different colors. (You can use markers, pencils, crayons)	<u>Phonics Party</u> Write your spelling words two times each. Underline the phonics pattern.	<u>Consonant Search</u> Write each word, circling all the consonants.
<u>Add Em Up</u> Write your spelling words. Total up the value of each spelling word. Vowels= 5 points Consonants= 2 points	<u>Ask A Question</u> Use each of your spelling words to write a question, Make sure to use a question mark!	<u>Silly Story</u> Write a silly story (a paragraph) using all of your spelling words. Underline your spelling words.