

# 2nd Grade Weekly Lessons for 4/27-5/1

## **Required ELA Assignments (15-30 minutes daily):**

Complete **three episodes** of HeadSprout: (these can be done at any point throughout the week)

- Go to <https://www.kidsa-z.com/main/Login>
  - Students log in using teacher username, their name, and password
  - Click on the green “HeadSprout” planet
  - Click on the purple “HeadSprout” treehouse
  - Click on the green glowing number indicating your student’s level
  - Students must complete three episodes throughout the week
1. Watch “Facts and Opinions” video on Brainpopjr.com (this needs to be done prior to completing Raz Kids reading activities)
    - Go to <https://jr.brainpop.com/readingandwriting/communication/factsandopinions/>
    - Type the username: meshornets1
    - Type the password: blue\_gold1
  2. Complete reading assignment on Kids A-Z
    - Go to <https://www.kidsa-z.com/main/Login>
    - After students Login, Click the purple “Reading” planet
    - Click on the orange “My Assignment” station
    - Listen to the story “No More Grass”
    - Read the story “No More Grass”
    - Complete the main idea activity that accompanies “No More Grass”
    - Listen to the story “Safe Swimming”
    - Read the story “Safe Swimming”
    - Complete the main idea activity that accompanies “Safe Swimming”

## **Required Math Assignments (15 minutes daily):**

Students need to complete these three components of lessons 13.5 and 14.1-14.4 in this order using the PearsonRealize Website this week. They may choose to do a lesson each day if they would like to. **Please remind students to click the check mark in the upper, right corner of their screen when they finish the videos.**

- Go to <http://monroelocalschools.com/>
- Click on “Student Resources” at the top of the page
- Click on on the “Easy Bridge” link underneath “Homework Help”
- Student login using specific username and password:  
Student usernames are: lastname.firstname@mlsd-oh, if this doesn’t work then try lastname.firstname  
Password: mon followed by student birth year, month, and day. EX: student birthdate of March 24, 2012-password would be mon20120324

### Day 1

Watch the 13.5: Use Appropriate Tools: Visual Learning Video

Watch the 13.5: Use Appropriate Tools: Another Look Video

Complete the 13.5: Use Appropriate Tools: Quick Check

### Day 2

Watch the 14.1: Line Plots: Visual Learning Video

Watch the 14.1: Line Plots: Another Look Video

Complete the 14.1: Line Plots: Quick Check

### Day 3

Watch the 14.2: More Line Plots: Visual Learning Video

Watch the 14.2: More Line Plots: Another Look Video

Complete the 14.2: More Line Plots: Quick Check

### Day 4

Watch the 14.3: Bar Graphs: Visual Learning Video

Watch the 14.3: Bar Graphs: Another Look Video

Complete the 14.3: Bar Graphs: Quick Check

### Day 5

Watch the 14.4: Picture Graphs: Visual Learning Video

Watch the 14.4: Picture Graphs: Another Look Video

Complete the 14.4: Picture Graphs: Quick Check

### **Required Science/Social Studies Assignments (15 minutes daily):**

For these videos, go to [brainpopjr.com](https://brainpopjr.com)

Type the username: meshornets1

Type the password: blue\_gold1

Watch the “Earth” Brainpop Jr. Video

- Go to <https://jr.brainpop.com/science/space/earth/>

Watch the “Reduce, Reuse, and Recycle” Brainpop Jr. Video

- Go to <https://jr.brainpop.com/health/beresponsible/reducereuserecycle/>

**Grade: 2**

**Subject: Unified Arts (Art, Music, P.E., STEAM)**

Choose 1-2 activities each day to do for 15 minutes. Once you do 5 boxes in the week you can repeat or do a free choice.

## Music Sing Along

Sing along with some of the best known musical compositions of all time!

[Click here to start singing](#)



Visit **GoNoodle** and choose 5 (or more!) of your favorite videos to get moving!

## STEAM:

[Click here to explore the NASA STEM Engagement website](#)

Let me know what you learned or what you tried. Have fun!

## PE CHALLENGES

Click on the links below to see your challenge. Let us know how you do

[Rollercoaster Challenge](#)

[Ziploc Soccer Juggling Challenge](#)  
(You'll need a large ziploc bag for this one)

## STEAM:

[Click here and do one of the STEM challenges. Please share with me when you're finished. Good luck!](#)

**Creating Art Outside** with things found in nature.



[Let's try this now!](#)

## TATE KIDS

Visit the Tate Modern Art Gallery in London from the comfort of your own home! Choose your own adventure!

You can **MAKE**. Be inspired and create!

Take artsy **GAMES & QUIZZES**.  
Play and have fun!

And **EXPLORE** various artists, styles, and time periods that interest you!

## PE CHALLENGES

Click on the links below to see your challenge. Let us know how you do

[Sock Ball Plank Challenge](#)  
(You'll need 3 pairs of socks)

[Throw & Catch Challenge](#)  
(You need a bucket or grocery bag. You'll also need a ball or you can make a ball with socks)

What tricks can you do?

## Music Choice

Go back to choice boards from the previous weeks. Complete an activity for the first time or repeat a favorite.



Please don't hesitate to contact us if you have any questions about choice board activities or would like to share your work!

We miss you!  
-MES UA Team  
#mesrocks

## MUSIC

[Lbadgett@monroelocalschools.com](mailto:Lbadgett@monroelocalschools.com)  
@MESBadgett  
[Mharrell@monroelocalschools.com](mailto:Mharrell@monroelocalschools.com)  
@MESMusicHarrell



## P.E.

[Thines@monroelocalschools.com](mailto:Thines@monroelocalschools.com)  
@hines\_pe  
[Sdarrell@monroelocalschools.com](mailto:Sdarrell@monroelocalschools.com)  
@mrdarrell\_pe



## ART

[Lmarcum@monroelocalschools.com](mailto:Lmarcum@monroelocalschools.com)  
@MarcumLA  
[Crilling@monroelocalschools.com](mailto:Crilling@monroelocalschools.com)  
@cmrilling







## STEAM

[Scooper@monroelocalschools.com](mailto:Scooper@monroelocalschools.com)  
@susan\_cooper



## **Additional Optional Work:**

**This is a choice board of optional activities.** These assignments are not required but if your student would like to do more work, they may complete these items. They will not be graded or given feedback for these activities.

<p>Visit Reflex Math -Get your green light <a href="https://www.reflexmath.com/">https://www.reflexmath.com/</a></p> 	 <p>Visit Cincinnati Zoo's website <a href="http://cincinnati.org/home-safari-resources/">http://cincinnati.org/home-safari-resources/</a> Watch an animal and tell someone at home something you learned about the animal.</p>	 <p>Curl up and read a book. Tell someone at home something about the book.</p>
 <p>Visit <u>Raz-Kids</u> and log in with your account. Choose a book to read and complete the quiz. <a href="https://www.kidsa-z.com/main/Login">https://www.kidsa-z.com/main/Login</a></p>	<p>Find your grade level and use the <u>story starter</u> (<a href="http://www.scholastic.com/teachers/story-starters/">http://www.scholastic.com/teachers/story-starters/</a>) to write your own story. Instead of writing online write your story on paper.</p>	<p>Write a letter or make a card to send to Ohio Living Project Smiles (Ohio Living/Mount Pleasant) Ohio Living Project Smiles 225 Britton Ln. Monroe, OH 45050</p> <p>Don't forget to use COPS!</p>

-**Midpointe Library** is offering temporary cards to those that do not have a MidPointe Library Card. This includes databases and homework help, but ALSO includes ebooks and audiobooks online! Hoopla is a great site with NO wait on items. They have expanded Hoopla checkouts to 15 items per month. Please see their website for information about what is available.

<https://www.midpointelibrary.org/post/midpointeondemand>

## Spelling Pattern if you would like to work on this.

### Hard & Soft “g” & “c” Word Bank

cash, class, clap, card, cape, cancel, cent, pencil, Nancy, twice, gave, grape, game, glass, gum, gym, stage, germ, magic	<b><u>Sight Words (Red Words)</u></b> these, sing, together
--	--

### Speller’s Choice Board

<b><u>Practice Test</u></b> Take a practice spelling test and have a family member check your work.	<b><u>ABC Order</u></b> Write all your spelling words in ABC order twice.	<b><u>Pyramid Words</u></b> Spell each one of your words, adding just one letter at a time so you make a pyramid Ex. c ca cap
<b><u>Vowel Search</u></b> Write each word, circling all of the vowels.	<b><u>Computer</u></b> Type your spelling words two times each. Make them funky fonts.	<b><u>Silly Script</u></b> Write your spelling words once in regular print, and then again in a silly script
<b><u>Rainbow Words</u></b> Write your words two times each in different colors. (You can use markers, pencils, crayons)	<b><u>Phonics Party</u></b> Write your spelling words two times each. Underline the phonics pattern.	<b><u>Consonant Search</u></b> Write each word, circling all the consonants.
<b><u>Add Em Up</u></b> Write your spelling words. Total up the value of each spelling word. Vowels= 5 points Consonants= 2 points	<b><u>Ask A Question</u></b> Use each of your spelling words to write a question, Make sure to use a question mark!	<b><u>Silly Story</u></b> Write a silly story (a paragraph) using all of your spelling words. Underline your spelling words.