

2nd Grade Weekly Lessons for 4/13-4/17

Required ELA Assignments (15-30 minutes daily):

Complete **three episodes** of HeadSprout: (these can be done at any point throughout the week)

- Go to <https://www.kidsa-z.com/main/Login>
 - Students log in using teacher username, their name, and password
 - Click on the green “HeadSprout” planet
 - Click on the purple “HeadSprout” treehouse
 - Click on the green glowing number indicating your student’s level
 - Students must complete three episodes throughout the week
1. Watch “Sequence” video on Brainpopjr.com (this needs to be done prior to completing Raz Kids reading activities)
 - Go to <https://jr.brainpop.com/readingandwriting/comprehension/sequence/>
 - Type the username: meshornets1
 - Type the password: blue_gold1
 2. Complete reading assignment on Kids A-Z
 - Go to <https://www.kidsa-z.com/main/Login>
 - After students Login, Click the purple “Reading” planet
 - Click on the orange “My Assignment” station
 - Listen to the story “From Tree To Treat”
 - Read the story “From Tree to Treat”
 - Complete the sequencing activity that accompanies “From Tree to Treat”
 - Listen to the story “The Village Fair”
 - Read the story “The Village Fair”
 - Complete the sequencing activity that accompanies “The Village Fair”

Required Math Assignments (15 minutes daily):

Students need to complete these three components of lessons 12.5-12.9 in this order using the PearsonRealize Website this week. They may choose to do a lesson each day if they would like to. **Please remind students to click the check mark in the upper, right corner of their screen when they finish the videos.**

- Go to <http://monroelocalschools.com/>
- Click on “Student Resources” at the top of the page
- Click on on the “Easy Bridge” link underneath “Homework Help”
- Student login using specific username and password:
Student usernames are: lastname.firstname@mlsd-oh, if this doesn’t work then try lastname.firstname
Password: mon followed by student birth year, month, and day. EX: student birthdate of March 24, 2012-password would be mon20120324

Day 1

Watch the 12.5: Measuring With Centimeters: Visual Learning Video

Watch the 12.5: Measuring With Centimeters: Another Look Video

Complete the 12.5: Measuring With Centimeters: Quick Check

Day 2

Watch the 12.6: Centimeters and Meters: Visual Learning Video

Watch the 12.6: Centimeters and Meters: Another Look Video

Complete the 12.6: Centimeters and Meters: Quick Check

Day 3

Watch the 12.7: Measure Length Using Different Metric Units: Visual Learning Video

Watch the 12.7: Measure Length Using Different Metric Units: Another Look Video

Complete the 12.7: Measure Length Using Different Metric Units: Quick Check

Day 4

Watch the 12.8: Compare Lengths: Visual Learning Video

Watch the 12.8: Compare Lengths: Another Look Video

Complete the 12.8: Compare Lengths: Quick Check

Day 5

Watch the 12.9: Precision: Visual Learning Video

Watch the 12.9: Precision: Another Look Video

Complete the 12.9: Precision: Quick Check

Required Science/Social Studies Assignments (15 minutes daily):

For these videos, go to brainpopjr.com

Type the username: meshornets1

Type the password: blue_gold1

Watch the “Gravity” Brainpop Jr Video

- Go to <https://jr.brainpop.com/science/forces/gravity/>

Watch the “Simple Machines” Brainpop Jr Video

- Go to <https://jr.brainpop.com/science/forces/simplemachines/>

Watch the “Magnets” Brainpop jr Video

- Go to <https://jr.brainpop.com/science/forces/magnets/>

Watch the “Pushes and Pulls” Brainpop jr Video

- Go to <https://jr.brainpop.com/science/forces/pushesandpulls/>

Grade: 2

Subject: Unified Arts (Art, Music, P.E., STEAM)

Choose 1-2 activities each day to do for 15 minutes. Once you do 5 boxes in the week you can repeat or do a free choice.

DANCE

Click the links for each song to get moving and dancing! Check your heart rate after each song - count how many times your heart beats in 10 seconds and multiply it by 6

[Whip / Nae Nae](#)

[Sid Shuffle](#)

[Cha Cha Slide](#)

Want a challenge? Try this KidzBop version of [The Git Up](#)
Or try this easier version:
[The Git Up \(easier\)](#)

Let's Do Art

This easy to follow worksheet
Will inspire your
Creativity and practice
Your **Craftsmanship**.

NICE and NEAT and COMPLETE

Take a line for
a walk.

[You are a music video
star](#)

**Follow the link above
to find out how you can
be a star!**



STEAM ACTIVITY:

[Click here to try the How
Well Do You Wash Your
Hands activity](#)

[Click here, then scroll down
to find the SIMPLE ACTIVITY
LOG, then click it to
download and print it](#)

UNO Fitness

Play a game of UNO with your family!



When you lay down your card,
the player to your left does that
number of the activity.
Ex: Red 4 = 4 pushups

Red: Pushups

Yellow: [Burpees](#)


(click the link for burpee example)

Blue: Situps

Green: Jumping Jacks

Wild: 8x - your choice

Choose 1 or 2 drawing
prompts each week
from the
**"April Drawing
Challenges"**



Have you ever wanted to be a
songwriter?

Now is your chance!



[You can be a Lyricist](#)

Optional Art Activities:

Moon Dough

**Forced Perspective
Photography**

STEAM:

Create whatever you want
with an empty cereal box.
Email me your creations and
an explanation :)

Please don't hesitate to contact us if you have any questions about choice board activities or would like to share your work!

We miss you!
-MES UA Team
#mesrocks

MUSIC

Lbadgett@monroelocalschools.com

@MESBadgett

Mharrell@monroelocalschools.com

@MESMusicHarrell




P.E.

Thines@monroelocalschools.com

@hines_pe

Sdarrell@monroelocalschools.com

@mrdarrell_pe



ART

Lmarcum@monroelocalschools.com

@MarcumLA

Crilling@monroelocalschools.com


@cmrilling



STEAM





Scooper@monroelocalschools.com

@susan_cooper



Additional Optional Work:

This is a choice board of optional activities. These assignments are not required but if your student would like to do more work, they may complete these items. They will not be graded or given feedback for these activities.

<p>Visit Reflex Math -Get your green light https://www.reflexmath.com/</p> 	 <p>Visit Cincinnati Zoo's website http://cincinnati.org/home-safari-resources/ Watch an animal and tell someone at home something you learned about the animal.</p>	 <p>Curl up and read a book. Tell someone at home something about the book.</p>
 <p>Visit <u>Raz-Kids</u> and log in with your account. Choose a book to read and complete the quiz. https://www.kidsa-z.com/main/Login</p>	<p>Find your grade level and use the story starter (http://www.scholastic.com/teachers/story-starters/) to write your own story. Instead of writing online write your story on paper.</p>	<p>Write a personal narrative about a small moment that has happened in the past week. Remember to use your senses to give as many details that describe the moment as you can!</p> <p>Don't forget to use COPS!</p>

-**Midpointe Library** is offering temporary cards to those that do not have a MidPointe Library Card. This includes databases and homework help, but ALSO includes ebooks and audiobooks online! Hoopla is a great site with NO wait on items. They have expanded Hoopla checkouts to 15 items per month. Please see their website for information about what is available.

<https://www.midpointelibrary.org/post/midpointeondemand>

Spelling Pattern if you would like to work on this.

-oo Word Bank

zoo, too, cool, moon, broom, cartoon, spoon, scoop, boost, igloo, stool, loop, gloom, hoop, swoop, poodle, bloom	<u>Sight Words (Red Words)</u> live, draw, cclean
--	---

Speller's Choice Board

<u>Practice Test</u> Take a practice spelling test and have a family member check your work.	<u>ABC Order</u> Write all your spelling words in ABC order twice.	<u>Pyramid Words</u> Spell each one of your words, adding just one letter at a time so you make a pyramid Ex. c ca cap
<u>Vowel Search</u> Write each word, circling all of the vowels.	<u>Computer</u> Type your spelling words two times each. Make them funky fonts.	<u>Silly Script</u> Write your spelling words once in regular print, and then again in a silly script
<u>Rainbow Words</u> Write your words two times each in different colors. (You can use markers, pencils, crayons)	<u>Phonics Party</u> Write your spelling words two times each. Underline the phonics pattern.	<u>Consonant Search</u> Write each word, circling all the consonants.
<u>Add Em Up</u> Write your spelling words. Total up the value of each spelling word. Vowels= 5 points Consonants= 2 points	<u>Ask A Question</u> Use each of your spelling words to write a question, Make sure to use a question mark!	<u>Silly Story</u> Write a silly story (a paragraph) using all of your spelling words. Underline your spelling words.